

Areamaster™ Stainless Steel Integrally Ballasted Floodlights

250 W, 400 W HPS or PSMH. Mogul Base

Hazardous and Marine Locations

NEC/CEC: Class I, Division 2, Groups A, B, C, D | Class I, Zone 2 IIC | NEMA 4X | Marine Outside Type (Salt Water) | Wet Location
CEC: Class II, Groups E, F, G | Class III

Applications

- Powerful, efficient weatherproof lighting for medium and large areas such as chemical plants, refineries, shipboard and marine industrial process areas where severely corrosive agents are present.

Features

- Compact in size, rugged and dependable.
- Easy to install and service.
- A wide range of ballasts and voltages are available for both domestic and export applications.
- Integral ballast.
- Completely assembled fixture saves installation time and cost.
- Easily removable ballast tray.
- Hinged door.
- Seamless welded construction.
- Can be mounted in any position ranging from lens down to horizontal, lens up.
- Stainless steel latches to allow relamping without tools.
- 3/4" NPT conduit/cable entry.

Standard Materials

- Fixture body and trunnion arm: 316 stainless steel
- 16 gauge 316 stainless steel
- Lens: thermal-shock-resistant and tempered impact-resistant glass
- Gasket: heavy-duty, high-temperature silicone rubber, firmly seated
- Socket: heavy-duty, mogul base porcelain with heavy gauge brass, nickel-plated, double lamp-grip screw shell and spring-loaded center contact
- Reflector: compound parabolic, double segment, finished aluminum for optimum efficiency

NEC/CEC Certifications and Compliances

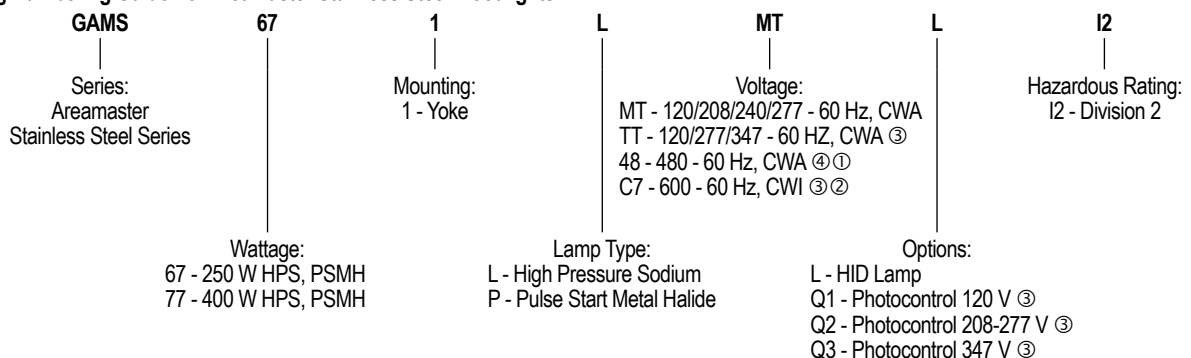
- UL Standard: UL 1598, UL 1598A, UL 844
- UL Listed: E10794
- CSA Standards: C22.2 No. 94, C22.2 No. 137, C22.2 No. 250
- CSA Approval: LR25248



HID Luminaires | Floodlight | Hazardous Location | NEC / CEC

Order using catalog numbering guide below or select catalog number from tables on following pages.

Catalog Numbering Guide For Areamaster Stainless Steel Floodlights



① For CEC 480 V, 60 Hz, consult factory.

② Available in High Pressure Sodium only.

③ Certified to meet the Canadian Electrical Code (CEC) only.

④ Certified to meet the National Electrical Code (NEC) only.

Areaster™ Stainless Steel Integrally Ballasted Floodlights

250 W, 400 W HPS or PSMH. Mogul Base

Hazardous and Marine Locations





NEC/CEC: Class I, Division 2, Groups A, B, C, D | Class I, Zone 2 IIC | NEMA 4X | Marine Outside Type (Salt Water) | Wet Location

CEC: Class II, Groups E, F, G | Class III

HID Luminaires | Floodlight | Hazardous Location | NEC/CEC

Lamp Type	Line Voltage	T Rating	Weight kg (lb)	Volume dm ³ (in ³)	Catalog Number
High Pressure Sodium					
400 W HPS	120/208/240/277	350	20.41 (45)	33.1 (2020)	GAMS771L-MT-I2
	120/277/347				GAMS771L-TT-I2 ①
	480				GAMS771L-48-I2 ②
	600				GAMS771L-C7-I2 ①
250 W HPS	120/208/240/277	350	20.41 (45)	33.1 (2020)	GAMS671L-MT-I2
	120/277/347				GAMS671L-TT-I2 ①
	480				GAMS671L-48-I2 ②
	600				GAMS671L-C7-I2 ①
Pulse Start Metal Halide					
400 W PSMH	120/208/240/277	450	20.41 (45)	33.1 (2020)	GAMS771P-MT-I2
	120/277/347				GAMS771P-TT-I2 ①
	480				GAMS771P-48-I2 ②
250 W PSMH	120/208/240/277	350	20.41 (45)	33.1 (2020)	GAMS671P-MT-I2
	120/277/347				GAMS671P-TT-I2 ①
	480				GAMS671P-48-I2 ②

Mounting Fittings and Accessories

Description	Catalog Number
Crossarm Mounting Bracket	
 <p>Has 180° horizontal adjustment—degree-marked. Facilitates mounting floodlight to crossarm or other flat surface, or to G-AM-8-WB. Includes floodlight yoke bolts. Malleable iron, zinc plated, chromate sealed, architectural bronze polyester finish.</p>	G-AM-8-CA
Pipe or Wall Mount Bracket	
 <p>Used with G-AM-8-CA. Clamps to 1" to 2-1/2" pipe, vertical or horizontal, or mounts on flat surfaces. Includes U-bolt and crossarm bracket bolts. Malleable iron, zinc plated, chromate sealed, with architectural bronze polyester finish.</p>	G-AM-8-WB
Poletop Slip-Fitter	
 <p>1-1/2" or 2" pipe size poletop tenons. Includes floodlight yoke bolt, 3 locking bolts, and cord grip. Body is malleable iron—zinc plated, chromate sealed, with cast aluminum cap. Assembly has architectural bronze polyester finish.</p>	G-SF20
 <p>Slip-Fits 2" or 2-1/2" poletop tenons. Includes floodlight yoke bolts, 3 locking bolts and cord grip. Malleable iron, zinc plated, chromate sealed, with architectural bronze polyester finish.</p>	G-AM-8-SF

① Certified to meet the Canadian Electrical Code (CEC) only.

② Certified to meet the National Electrical Code (NEC) only.

Areamaster™ Stainless Steel Integrally Ballasted Floodlights

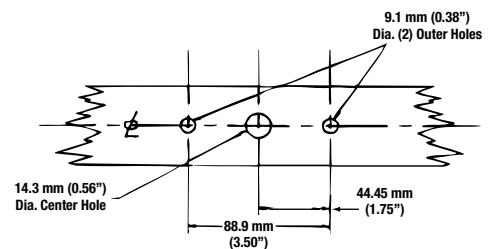

250 W, 400 W HPS or PSMH. Mogul Base

Hazardous and Marine Locations

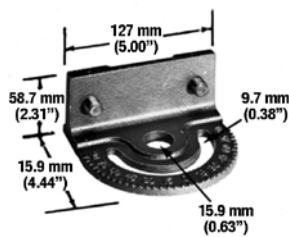
NEC/CEC: Class I, Division 2, Groups A, B, C, D | Class I, Zone 2 IIC | NEMA 4X | Marine Outside Type (Salt Water) | Wet Location

CEC: Class II, Groups E, F, G | Class III

Dimensions in Millimeters (Inches)



Trunnion Mount




Crossarm Mounting Bracket



Pipe or Wall Mount Bracket



Poletop Slip-Fitter



Poletop Slip-Fitter

Areamaster™ Stainless Steel Integrally Ballasted Floodlights

250 W, 400 W HPS or PSMH. Mogul Base

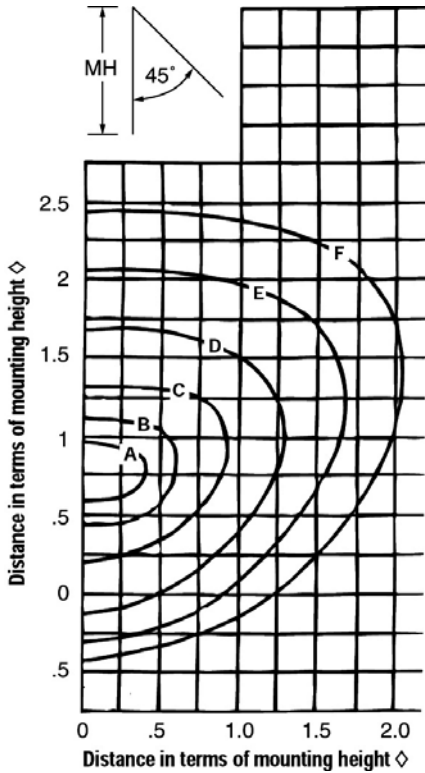
Hazardous and Marine Locations

NEC/CEC: Class I, Division 2, Groups A, B, C, D | Class I, Zone 2 IIC | NEMA 4X | Marine Outside Type (Salt Water) | Wet Location
CEC: Class II, Groups E, F, G | Class III

HID Luminaires | Floodlight | Hazardous Location | NEC/CEC

Photometric Data ①

TYPICAL FOOTCANDLE VALUES



ELECTRICAL SPECIFICATIONS — ALL BALLASTS ARE CWA TYPE

Line Voltage	Starting Amps	Operating Amps	Total Watts
400 W HIGH PRESSURE SODIUM			
120	3.30	3.80	465
208	1.80	2.20	465
240	1.60	1.90	465
277	1.40	1.70	465
347	1.00	1.32	464
480	0.80	1.00	465
400 W PULSE START METAL HALIDE			
120	3.10	4.00	436
208	1.70	2.30	436
240	1.50	2.00	436
277	1.30	1.70	436
347	1.10	1.35	452
480	0.80	0.93	435
250 W HIGH PRESSURE SODIUM			
120	2.00	2.50	295
208	1.20	1.50	295
240	1.00	1.30	295
277	0.85	1.10	295
347	0.60	0.93	295
480	0.40	0.65	295
250 W PULSE START METAL HALIDE			
120	2.00	2.30	278
208	1.10	1.40	278
240	1.00	1.20	278
277	0.80	1.00	278
347	0.62	0.90	291
480	0.30	0.65	288

Mtg. Ht. m (ft)	Footcandles for Iso-Footcandle Lines											
	A	B	C	D	E	F	A	B	C	D	E	F
400 W HPS												
18.3 (60)	3.27	2.74	1.82	0.92	0.37	0.18	1.96	1.64	1.09	0.55	0.22	0.11
15.2 (50)	4.74	4.00	2.90	1.37	0.52	0.27	2.84	2.40	1.74	0.82	0.31	0.16
12.2 (40)	7.65	6.28	4.38	2.27	0.82	0.43	4.58	3.76	2.62	1.36	0.49	0.26
9.1 (30)	13.10	10.92	7.83	3.47	1.45	0.77	7.85	6.54	4.69	2.08	0.87	0.46
6.1 (20)	28.22	25.55	17.37	7.28	3.46	1.82	16.90	15.30	10.40	4.36	2.07	1.09
400 W PSMH												
18.3 (60)	2.60	1.86	1.12	0.65	0.37	0.19	1.90	1.36	0.82	0.48	0.27	0.14
15.2 (50)	3.72	2.60	1.66	0.85	0.54	0.28	2.72	1.90	1.22	0.63	0.39	0.20
12.2 (40)	6.14	4.05	2.60	1.49	0.84	0.40	4.48	2.96	1.90	1.09	0.61	0.30
9.1 (30)	10.96	8.74	4.46	2.42	1.49	0.76	8.00	6.40	3.26	1.76	1.09	0.55
6.1 (20)	19.33	16.35	10.41	5.94	3.53	1.67	14.40	11.97	7.61	4.35	2.58	1.22
250 W HPS												
18.3 (60)	3.27	2.74	1.82	0.92	0.37	0.18	1.96	1.64	1.09	0.55	0.22	0.11
15.2 (50)	4.74	4.00	2.90	1.37	0.52	0.27	2.84	2.40	1.74	0.82	0.31	0.16
12.2 (40)	7.65	6.28	4.38	2.27	0.82	0.43	4.58	3.76	2.62	1.36	0.49	0.26
9.1 (30)	13.10	10.92	7.83	3.47	1.45	0.77	7.85	6.54	4.69	2.08	0.87	0.46
6.1 (20)	28.22	25.55	17.37	7.28	3.46	1.82	16.90	15.30	10.40	4.36	2.07	1.09
250 W PSMH												
18.3 (60)	2.60	1.86	1.12	0.65	0.37	0.19	1.90	1.36	0.82	0.48	0.27	0.14
15.2 (50)	3.72	2.60	1.66	0.85	0.54	0.28	2.72	1.90	1.22	0.63	0.39	0.20
12.2 (40)	6.14	4.05	2.60	1.49	0.84	0.40	4.48	2.96	1.90	1.09	0.61	0.30
9.1 (30)	10.96	8.74	4.46	2.42	1.49	0.76	8.00	6.40	3.26	1.76	1.09	0.55
6.1 (20)	19.33	16.35	10.41	5.94	3.53	1.67	14.40	11.97	7.61	4.35	2.58	1.22

① Photometric charts available on request.

◇ i.e., ratio of distance to height. Example: @ 6.1 m (20') mounting height, 1 means 6.1 m (20'); 2 means 12.2 m (40'), etc.